

 LEXUS

RC

---

RC 300





RC	»» P2
PURE ADRENALINE	»» P20
TAKUMI	»» P45
ENVIRONMENT	»» P48
COLOURS	»» P50
FEATURES	»» P54
SPECIFICATIONS	»» P55

*"The RC vividly conveys body contours with depth and beauty as never seen before on such a production model."*

*- Eiichi Kusama,  
RC Chief Engineer*







*Every once in a while, engineering and beauty come together to redefine possibilities and reignite our imagination. The Lexus RC is the embodiment of impeccably crafted engineering and striking beauty.*





*Expect the power of an unbridled sports car, in the form of a sleek and luxurious coupé. Designed as a uniquely exhilarating performance vehicle, every drive in the Lexus RC is built to create a lasting impression.*



*Whether it is cruising through the busy urban landscape, or accelerating down the track.  
The Lexus RC gives you the power to control every aspect of your journey.*





*The Lexus RC will redefine your experience of luxury sports cars. Empowered with cutting-edge features and the most discerning of details, the Lexus RC is in a league of its own.*







LEXUS

RC



1	RC CONCEPT	» P20
2	DESIGN	» P26
3	PERFORMANCE	» P30
4	FEATURES	» P34
5	SAFETY	» P42



# PURE ADRENALINE



## RC CONCEPT

*Impassioned and captivating coupé.  
The exhilaration of coupé driving is a passionate  
expression of individuality.*

The Lexus RC is everything you'd expect from an authentic race car, with the elegance and comfort of a top-of-class luxury vehicle. Our approach to breathing life into the Lexus RC was passionate and direct: captivate with the very first look, then experience unbridled performance on the very first drive.

Designing a truly unforgettable sports car starts with a strong coupé body structure. Integrating a host of advanced Lexus technologies, we created a sports-focused chassis with outstanding rigidity, laying the foundation to deliver 241 bhp of refined power by a 2.0-litre Twin-Scroll Turbocharged

engine, combined with an 8-Speed Sport Direct Shift (SPDS) transmission.

The design of the Lexus RC isn't just elegant; it is truly outstanding from the very first glance. The wide stance, low profile and deeply contoured lines of a highly condensed form emanate an allure that fuses sophisticated style and exhilarating performance with a sense of fun. It is reinforced by meticulous attention paid to the crafting of details like the signature spindle grille, striking headlamps, and an interior that exudes the perfect balance of sportiness and elegance.





Created as a luxury coupé from the ground up, the RC is a Lexus like no other. The RC development focused on creating a strong emotional appeal, with styling so alluring and performance so exhilarating, it sets your heart racing. It is a bold approach that adds a fresh and unparalleled dimension of expression to the Lexus brand.

The Lexus RC exudes an intangible quality that ignites the senses when you first set your eyes on it, and slip behind the wheel to experience first-hand the sense of exhilaration and unbridled driving pleasure.



# AVANT-GARDE



## DESIGN

*Instantly alluring. Bold and dynamic, the sleek flowing lines of this sporting coupé spark a passionate response.*

The freshness and individuality of this coupé styling are expressed in a breathtaking design that exudes the solidity and condensed looks of a single mass, from the front, side, rear, and even within the cabin. Each component is part of a 3-dimensional form, over which sculpted contours flow in continuous lines. The signature spindle grille flows into the LED headlamps that catch the eye with the distinctive Lexus L-shape design, and bold flare of the front fenders. The rear combination lamps also incorporate the L-shape motif, captivating with the sparkling elegance of glittering gems. The dramatic wheel design further enhances the honed sporty style of the Lexus RC.

Complementing the sleek exterior, the interior embeds a contemporary style that fuses the love of sports driving and the elegance of a premium coupé. The sports focus is evident in the open feeling created by the horizontal lines of the instrument panel, the upward slope of the centre console and large knee pads on the sides of the centre console and the door trim. The contrasting materials in the layered structure of the cockpit express refined elegance, a feeling deepened by the subtle sophistication of the ambient illumination in the door trim and the striking simplicity of the analogue clock.



## EXTERIOR

*Avant-garde and alluring,  
the captivating freshness of the coupé  
styling exudes the solidity and  
condensed looks of a single  
flowing mass.*



## INTERIOR

*Sporty and sophisticated,  
the contemporary styling of the cabin  
fuses dynamic sports driving pleasure  
with the refined elegance  
of a premium coupé.*



# RACETRACK INSPIRED



## PERFORMANCE

*Send your heart racing  
with the power of a car designed  
for ultimate performance.*

The Lexus RC's powerful performance is attributed to a high-rigidity body structure created exclusively for this coupé. It integrates large rocker panels and front underbody braces with a range of advanced Lexus technologies to enhance rigidity, including the use of laser screw welding, body adhesives, multiple spot welding and high rigidity glass adhesive. This dynamism allows drivers to exploit the full potential of the Lexus RC's sports driving performance.


The Lexus RC also leverages the concept of aerodynamic handling stability, by refining the shape of the body, the flat underbody and integrating aero stabilising fins to use the

airflow to enhance driving control, especially at high speeds.

Power of the Lexus RC lies in the form of a 2.0-litre Twin-Scroll Turbocharged engine which generates ample power and highly responsive acceleration. The smooth-shifting 8-Speed Sport Direct Shift (SPDS) offers 8-speed manual shifting mode for the exhilarating feeling of sports driving control, and 8-speed automatic shifting mode when you prefer a relaxing drive. To enhance the driving experience, an innovative sound generator gives an emotional resonance to the engine note when you depress the accelerator.







**01 / Chassis**

The foundation of the RC's exhilarating driving is a lightweight, high-rigidity body structure designed specifically for a coupé. Large rocker panel cross-sections and strategically positioned front braces, together with the use of innovative production technologies including laser screw welding, body adhesives, extensive spot welding, and high rigidity glass adhesive, all contribute to the outstanding body rigidity, and the excellent handling and stability that are at the heart of sporty coupé driving.

**03 / Front and rear suspension**

Individual components in the double wishbone front suspension and multi-link rear suspension were optimised to deliver the sports-focused characteristics of a coupé, with agile driving and refined ride comfort. Fine-tuning of components included the coil springs, stabiliser bars, bushings and shock absorbers.

\* D-4S: Direct-injection 4-stroke Superior-version.  
VVT-i: Variable Valve Timing-intelligent.

**02 / Aerodynamics**

The design of the RC's outstanding aerodynamics is based on the concept of 'aerodynamic handling stability', using the airflow during high-speed driving to enhance vehicle stability and control. It required optimising the shape and layout of both individual components and the overall body. Among the many refinements are air ducts and aero stabilising guides in the front bumper, careful shaping of the trunk and rear bumper, the positioning of aero stabilising fins on various parts of the body, and a keen focus on smoothing airflow on the underbody.

**04 / 2.0-Litre Turbocharged engine**

Developed entirely by Lexus, this 2.0-litre Turbocharged dual-injection engine integrates advanced technologies to deliver a passionate driving experience. It features the world's first combination of a twin-scroll turbocharger with an integrated four-into-two exhaust manifold cylinder head for immediate response with no turbo-lag, exceptionally smooth power delivery and optimum fuel efficiency.\*

**05 / Disc brakes**

For powerful and reliable braking performance befitting a Lexus sports coupé, the disc brakes were fine-tuned to ensure effective braking and control. High-friction pads further contribute to the excellent stopping power and braking feel.

**07 / Drive mode select**

Drive mode select provides integrated control of multiple systems to let you tune performance to suit your driving style. You can select and change between three modes: Normal, Eco and Sport Modes.

**06 / 8-Speed SPDS (Sport Direct Shift)**

The dynamic linear acceleration of the lightweight and compact 8-Speed SPDS delivers smooth shift feeling and superb drivability, together with excellent fuel efficiency and outstanding quietness even at high speeds. In D position with Sport Mode, G AI (Artificial Intelligence)-SHIFT selects the optimum gear and downshift pattern in response to input from a G force sensor. In M position, it enables gear holding, as well as full lock-up shifting from 2<sup>nd</sup> through 8<sup>th</sup> gears.



# THE POWER OF INTUITION



## FEATURES

*Experience a brand new level of class with sleek lines and 3-dimensional design.*

The Lexus RC doesn't just captivate with its sleek lines and exhilarating performance, it also flaunts beautifully conceived and crafted features that set a new benchmark for luxury. The LED headlamps and Daytime Running Lamp (DRL) take sophistication to a whole new level. The jewel-like glow and 3-dimensional appearance of the rear combination lamps, and custom shaped dual exhaust pipes highlight the focus on refined details.

Though it is a coupé at heart, the Lexus RC understands that pure impulse extends to your escapades, with luggage space for your

shopping and suitcases. The rear seatbacks also fold down separately to increase storage space. In the cockpit, the integration of advanced technologies places convenience and control at your fingertips. The electrostatic controls ensure intuitive control of the audio, navigation and air conditioning systems among others. Subtle nuances like the innovative ambient illumination located in the doors, also creates a touch of Lexus hospitality and sophistication.



**01 / LED headlamps**

The eye-catching design of the energy-efficient LED headlamps gives a optimized road visibility while the L-shaped LED Daytime Running Lights (LED) integrated in the front bumper, creates a fresh expression of Lexus sporting DNA.

**02 / LED rear combination lamps**

The energy-efficient LED lamps have a grain finish on the inner structure of the lens and protrusion points that disperse light, helping them to sparkle like glittering jewels and accentuating the Lexus L-shaped motif when illuminated.

**03 / LED front fog lamps**

Integrating the LED front fog lamps inside the 'spindle grille' helped create the wide powerful stance. They produce a bright beam, contributing to excellent visibility for safe driving in low light and at night.

**04 / Dual exhaust pipes**

The dual exhaust pipe baffles feature a custom shape that contributes a sporty touch to the singular coupé styling. The internal construction of the exhaust system was refined to ensure the RC is quiet at low engine speeds, yet produces an emotionally charged sound when accelerating.



**01 / Front seats**  
 Designed to provide excellent unity between driver and car for an exhilarating driving experience, the low-set front seats were made using an innovative 'integrated foaming' manufacturing process. This firmly attaches the internal foam to the seat upholstery, eliminating wrinkles and movement of the upholstery. They provide refined comfort during normal driving, and firm support and excellent holding performance under the lateral G forces of sports driving.

**03 / One-touch easy access**  
 For easy access to the rear seats, the walk-in function automatically slides the front seat forward when the lever in the shoulder of the front seatback is activated. The seat returns to its original position when the seatback is raised.

**02 / 60/40 split, fold-down rear seatbacks**  
 The fold-down mechanism makes it easy to fold down one or both sides of the 60/40 split rear seatbacks to create a versatile luggage carrying space, including room for items up to 150cm in length.

**04 / True 4-seater luxury coupé**  
 The RC offers excellent accommodation for driver and passengers with sufficient space for two rear seat occupants. Leaving you with more room for comfort and luxury.



**05 / Power front seats**  
 Power adjustments, including slide, tilt, lifter and recline, let individuals with a wide range of physiques tailor the optimum position of comfort and support required for focused sports driving. The driver's seat also features lumbar support adjustment.

**07 / Ventilated Seats**  
 Ventilated Seats for the front seats use an integrated blower-type fan that pushes air through the seatback and seat cushion to eliminate the humid feeling associated with leather seats, to provide individual comfort.

**06 / Ambient illumination**  
 Providing a premium luxury touch that showcases the RC's blend of sporty driving with intriguing elegance, the indirect ambient lighting discretely integrated in the doors comes on with a gentle upward glow when the engine is started, then dims to an appropriate level while driving.

**08 / Knee pads**  
 Large knee pads on the sides of the centre console and the door trim were carefully shaped and positioned to provide firm support against lateral G forces during sports driving. The soft material and single accent stitching highlight the quality craftsmanship.

**09 / Interior mirror**  
 A stylish touch is the frameless interior mirror that minimises obstruction of forward visibility. An automatic anti-glare function with on/off switch helps to prevent glare from blinding the driver at night.



**01 / Multimedia coordination function**  
 This function coordinates the display of information from the multimedia systems on the 7-inch EMV (Electro Multi-Vision) display in the centre of the instrument panel.

**02 / 2 USB ports/mini-jack/power outlet**  
 Located in the centre console box, they enable the connection of music players and the charging of portable devices. The angled surface and space around the plugs enhance their visibility and easy use.

**03 / Lexus Display Audio Controller**  
 For convenient operation of the audio system, Lexus Display Audio is equipped with three modes - push, joystick and rotate. An upholstered arm pad on the console box lets you rest your elbow or arm when using the Lexus Display Audio Controller.

**04 / Touch capacitive light switches**  
 Refined hospitality extends operation of the front dome and map lamps in the overhead console, with touch switches that detect finger proximity to turn the appropriate lights on or off.

**06 / Electrostatic temperature control switches**  
 The innovative electrostatic temperature controls located in the center console enable quick and intuitive operation of the air conditioner with the touch of a finger. To optimise individual comfort, temperature settings for the driver and front passenger seats can be set separately.

**05 / Luggage space**  
 The RC has ample luggage space for a coupé, with room for two full-set golf bags, and can be expanded by folding down the 60/40 split rear seatbacks. Attention to detail is evident in the high quality finish.

**07 / Analogue clock**  
 Set in the center of the instrument panel, the beautifully crafted analogue clock embodies simplicity and modern design, a fashionable expression of Lexus qualities befitting a sports coupé. The simple dial plate and 3-dimensional scales ensure good legibility.

# YOUR PEACE OF MIND



## SAFETY

*Sophisticated active and passive safety measures contribute to the peace-of-mind at the heart of coupé driving pleasure.*

To help ensure the safety of the driver and passengers, the RC embraces the use of advanced technologies to give you peace-of-mind while delivering sporty driving pleasure. They include Vehicle Dynamics Integrated Management (VDIM). Advanced vehicle dynamics management technology which provides integrated control of the Anti-lock Brake System (ABS), Traction Control System (TRC), Vehicle Stability Control (VSC), Electric Power Steering (EPS), Lexus Dynamic Handling system (LDH) and other systems to help stabilise vehicle behavior.

In the event of an accident, occupant protection is integrated into the core of the Lexus RC. Front, side and rear collision compatible structures are designed to help disperse crash energy, and a high-strength body frame to help suppress distortion of the cabin. The innovative Pop Up Hood (PUH) also absorbs impact force to help provide protection for pedestrians in a collision. Inside the cabin, eight Supplemental Restraint System (SRS) airbags help reduce the impact to occupants in a collision.





---

LEXUS  
TAKUMI

*The Lexus pursuit of perfection finds its finest expression in the master craftsmanship of the Takumi.*

---



Every Lexus is based on an uncompromising approach to creating premium automobiles. Inspired by our 'Yet' philosophy, we seek innovation in every facet of engineering through a sophisticated fusion of seemingly incompatible ideas such as 'high performance yet high fuel efficiency'. In addition, unique Lexus styling is born of our L-finesse design language, a fine balance of 'leading-edge' and 'finesse', which ensures every Lexus is not only captivating and luxurious, but also highly refined. Finally, every new Lexus model is also measured against a set of internal standards covering design, performance, specifications and

equipment, to ensure it is distinctive and worthy of the Lexus emblem.

This pursuit of perfection is evident at every stage of the manufacturing process. Every Lexus vehicle is created with a masterful skill and attention to detail inspired by both traditional artisanship and state-of-the-art engineering. For example, at the Tahara plant in Japan, precision components made using leading-edge digital technology are assembled and finished by master craftsmen called Takumi, whose technical expertise and sure senses are honed by decades of rigorous experience.

**THE MASTER CRAFTSMEN  
WHO MAKE A LEXUS A LEXUS**

There is no higher honour within the engineering ranks of Lexus than a Takumi, or Master Craftsman. Each is hand-selected for performing their craft more skillfully and artfully than the rest. Tasked with training and instilling pride in the thousands of engineers beneath them, this elite group of ten oversees every aspect of development at the Tahara plant. They think in terms of microns. Their margin for error, even less. Though Hirofumi Koga has a specially calibrated machine designed to identify imperfections in the dash, he prefers to use a far more reliable tool: By running his gloved hand over the surface, he can detect less than a millimetre of difference in the uniformity of the foam underneath. And he requires his team members be able to do the same.



**HIROFUMI  
KOGA**

*Master of Plastic Moulding,  
36 years of experience*



**MASANORI  
SUZUKI**

*Master of Vehicle Bodies,  
31 years of experience*



**EIJI  
GOTO**

*Master of Engine Parts,  
37 years of experience*



**YASUNORI  
MIYAMOTO**

*Master of Plastic Painting,  
29 years of experience*



**KATSUHIRO  
YAMAZAKI**

*Master of Vehicle Assembly,  
31 years of experience*



**MITSUKI  
YOSHIMURA**

*Master of Engine Casting,  
35 years of experience*



**ATSUNOBU  
WATANABE**

*Master of Engine Assembly,  
27 years of experience*



**HIDEYA  
SEGAWA**

*Master of Vehicle Inspections,  
35 years of experience*



**YOSHIO  
MATSUI**

*Master of Body Stamping,  
32 years of experience*

Eiji Goto has similarly impossible standards when it comes to scrutinising engine parts. His team members must memorise a list of 250 points to inspect. Sound daunting? That's only for one piece. These are just two of the 26,000 tasks you'll find in a Lexus plant. Each must be precisely demonstrated and described in exacting detail by a craftsman to receive certification. How much detail? Consider this: There's a 14-minute film on how to place a grommet correctly—a task that takes a mere two seconds.



**KIMIHIRO  
SAKAKIBARA**

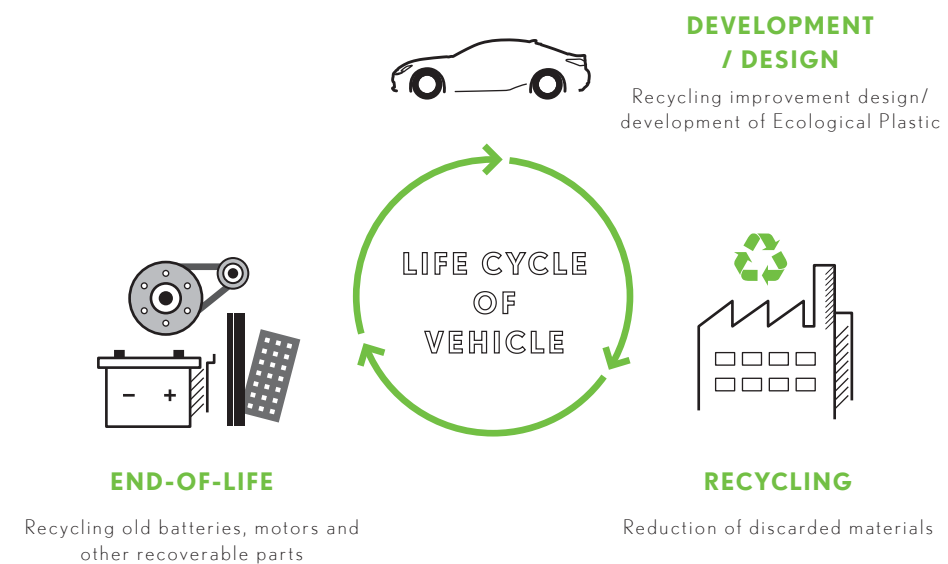
*Master of Paint,  
32 years of experience*





LEXUS  
ENVIRONMENT

*Our commitment to the environment  
is embedded into all our activities  
and vehicles.*



At Lexus, sustainability is an enormous challenge that we gladly accept. We are committed to finding better, more efficient ways to contribute to a healthier planet, leading the industry in better business practices. Our focus on the environment drove our development and global leadership of hybrid luxury vehicles, and the knowledge we have gained is applied in all of our vehicles. Our commitment to recovering, recycling and re-using permeates the entire company. To reduce waste to a minimum, we carefully recycle various materials in our offices, factories, and sales facilities, reducing CO<sub>2</sub> levels beyond our achievements on the road.

Specific initiatives to enhance the environment include integrating a keen environment-friendly focus on the entire life cycle of each vehicle, from design and production, through to the recycling of vehicles at the end-of-life. To reduce CO<sub>2</sub> emissions, at the design stage we specify extensive use of plant-derived plastics for components, instead of petroleum-derived plastics. During production, we make repeated use of reusable items, work hard to efficiently use resources to minimise waste, and recycle any waste produced.

# LEXUS RC

## EXTERIOR & INTERIOR COLOURS

*Passionate attraction begins with a range of stunning exterior colours that emphasise the dynamic presence and sleek proportions. In the cabin, the interior colours imbue an extraordinary space with an exciting or refined elegance.*



Sonic Quartz <085>



Graphite Black Glass Flake <223>



Sonic Titanium <117>



Radiant Red Contrast Layering <3T5>




Mercury Grey Mica <1H9>




Platinum Silver Metallic <1J4>




Black <212>




Moon Stone



Clove



Black



Topaz Brown

<COLOUR COMBINATIONS>

		MOONSTONE (BLACK METALLIC)	BLACK (BLACK METALLIC)	TOPAZ BROWN (BROWN METALLIC)	CLOVE (BLACK METALLIC)
		13	23	43	53
085	SONIC QUARTZ	•	•	•	•
1H9	MERCURY GREY MICA	•	•	•	•
1J4	PLATINUM SILVER METALLIC	•	•	•	•
1J7	SONIC TITANIUM	•	•	•	•
212	BLACK	•	•	•	•
223	GRAPHITE BLACK GLASS FLAKE	•	•	•	•
315	RADIANT RED CONTRASTING LAYER	•	•	•	•

## SPECIFICATIONS

ENGINE	RC 300
Engine Type	In-line 4, 16-valve DOHC, Dual Cycle (Otto + Atkinson), Twin-scroll Turbocharged and Intercooled with Dual VVT-iW D-4ST
Transmission Type	8-Speed Automatic Transmission
Bore x Stroke	86.0 x 86.0 mm
Displacement	1998 cc
Compression Ratio	10.1:1
Max. Output (combined)	180 kW (241 bhp) / 5,800 rpm
Max. Torque	350 Nm / 1,650 - 4,400 rpm
Max. Speed	230 km/h
Acceleration (0 - 100km/h)	7.5 sec
Fuel Consumption	7.3 L/100km [13.7 km/L]
Carbon Emissions	168 g/km
VES Banding	C2
CHASSIS	
Brake (Front)	Ventilated Disk
Brake (Rear)	Ventilated Disk
Suspension (Front)	Double Wishbone
Suspension (Rear)	Multi-link
Steering System	Electric Power Steering
MEASUREMENTS	
Length	4695 mm
Width (with mirrors)	2069 mm
Width (without mirrors)	1840 mm
Height	1395 mm
Wheelbase	2730 mm
Tread (Front)	1580 mm
Tread (Rear)	1575 mm
Kerb Weight	1,675 - 1,725 kg
Gross Vehicle Weight	2170 kg
Ground Clearance	130 mm
Min. Turning Radius (Tyre)	5.2 m
Boot Capacity	432 L
Fuel Tank Capacity	66 L



All specifications, information and features are accurate at the time of printing and are subject to change without notice.

## FEATURES

ULTIMATE COMFORT	RC 300
Electrically Adjustable Steering Wheel	•
Electronically Foldable Wing Mirrors	•
Electrochromic (EC) Inside Rear View Mirror	•
Seat Air Ventilation (Driver and Front Passenger)	•
Original Factory Fitted Seats	NULUXE LEATHER
Power Adjustable Front Seats	•
Door Trim, Instrument Panel & Console Box	BLACK METALLIC
Dual-Zone Independent Climate Control	•
Paddle Shifters	•
INTUITIVE TECHNOLOGY	
SMART Keyless Go	•
LED Daytime Running Lamps	•
LED Headlamps	•
Headlamp Cleaner	•
Rear LED Lamp	•
Cruise Control	•
4.2" Colour TFT Multi-information Display	•
Touch Capacitive Interior Light Switches	•
Upward Reflected Ambient Illumination	•
Anti-Theft System	•
Drive Mode Select (Eco/Normal/Sport)	3
Lexus Integrated Navigation System with 10.3-inch Display Screen	•
Electrostatic Temperature Control Switch	•
Door Handles with LED Illumination and Hidden Keyhole	•
AUDIO & ENTERTAINMENT	
USB/iPod Playback Function/AUX	•
AM/FM Tuner, DVD Player	•
Phone Bluetooth	•
Lexus Premium Audio System with 10 Speakers	•
360° PROTECTION	
8 SRS Airbags	•
Vehicle Dynamic Integrated Management (EPS + VSC + ABS + TCS)	•
Rear View Camera with Back Guide Monitor	•
Child Restraint System	•
LED Front Fog Lamps	•
RIMS & TYRES	
Bridgestone 235 / 45R18 Aluminium Wheels	•
Spare Tyre	•

Note: Vehicles illustrated, specifications and equipment detailed in this specification sheet may vary. Lexus reserves the right to alter any details of specifications and equipment without notice. Please consult your Lexus sales consultant for details.



**BORNEO MOTORS (SINGAPORE) PTE LTD** | 33 LENG KEE ROAD SINGAPORE 159102 TEL: 66-31-1388

**LEXUS BOUTIQUE** | MON-FRI: 9AM TO 6PM SAT: 9AM TO 7PM SUNDAY & PUBLIC HOLIDAYS: 10AM TO 6PM

**LEXUS SERVICE CENTRE** | MON-FRI: 8AM TO 5PM SAT: 8AM TO 12PM CLOSED ON SUNDAY & PUBLIC HOLIDAYS

**[WWW.LEXUS.COM.SG](http://WWW.LEXUS.COM.SG)**